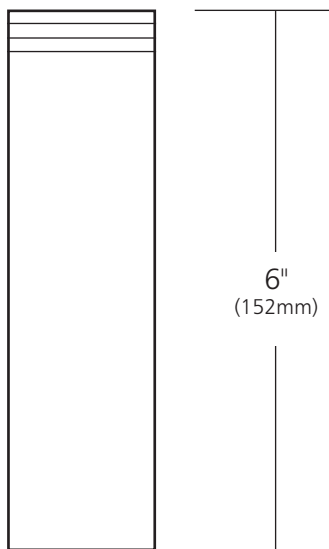
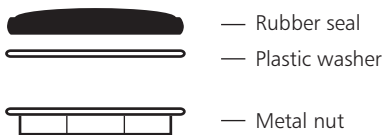
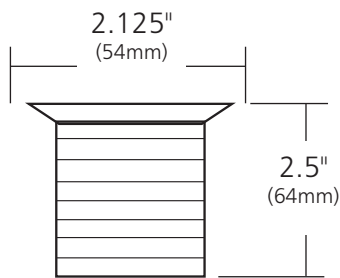


SPECIFICATIONS

1.5" TEARDROP DRAIN

Lavatory



- DR150-BN Brushed Nickel
- DR150-CH Chrome
- DR150-ORB Oil Rubbed Bronze
- DR150-PN Polished Nickel
- DR150-WC Weathered Copper

PRODUCT DETAILS

- Fits 1.5" (38mm) drain opening
- 9-hole lavatory drain provides superior water flow
- Maximum threading for easy installation
- All exposed parts are plated
- Overall length when assembled is 8.25" (210mm)
- Designed for lavatory sinks without overflows
- UPC/cUPC compliant

COORDINATING PRODUCTS

- Lavatory basin with 1.5" (38mm) drain opening