

Outdoor Shower Company, LLC

Dallas, Georgia

www.outdoorshowerco.com—1-866-shower1

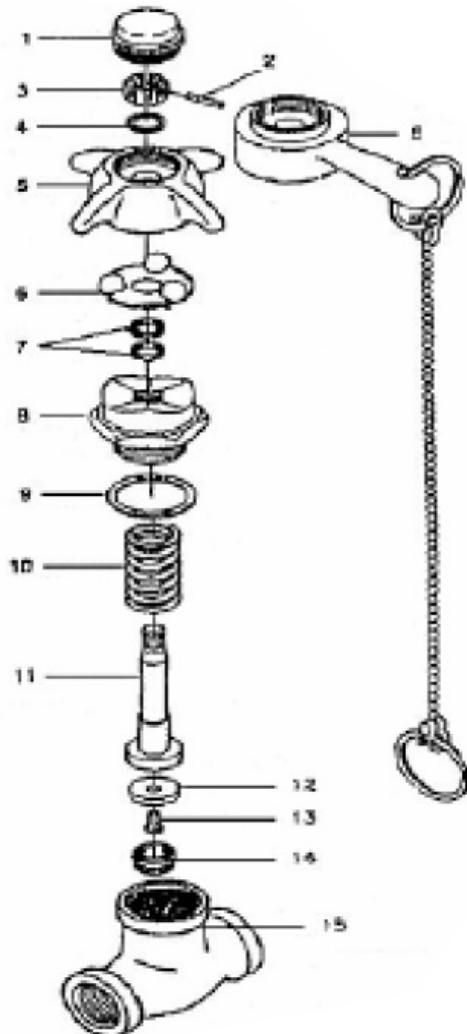
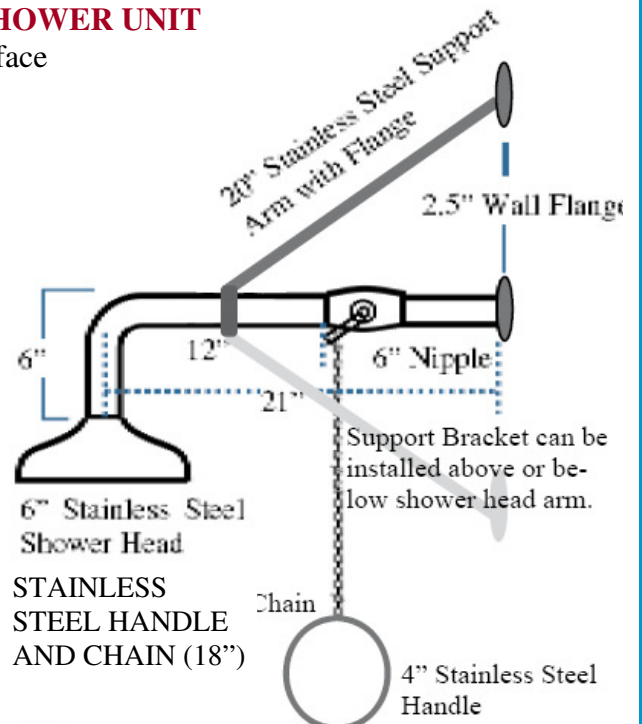
Manufacturers of Quality Stainless Steel Showers



WMPC-150-12—PULL CHAIN SHOWER

WMPC-150-12—PULL CHAIN WALL MOUNT SHOWER UNIT

- Install water supply line at 82”-85” from flooring surface
- Shower Head Height: Approximately 80”
- 1/2” Pipe Threads
- Lever Handle Chrome Plated Brass Valve
- Auto shut-off at release of handle
- 18” Stainless Steel Chain
- 3” Stainless Steel Handle
- Shower Head center to Wall Flange: 18”
- Stainless Steel Shower Head & Arm
- Stainless Steel Wall Bracket & Flange



- | | |
|----|---------------|
| 1 | Top Nut |
| 2 | Pin |
| 3 | Adjusting Nut |
| 4 | Washer |
| 5 | Handle |
| 6 | Ball Plate |
| 7 | O-Ring |
| 8 | Handle Base |
| 9 | Washer |
| 10 | Spring |
| 11 | Stern |
| 12 | Seat Washer |
| 13 | Screw |
| 14 | Seat |
| 15 | Body |



WMPC-150-12



Outdoor Shower Company, LLC

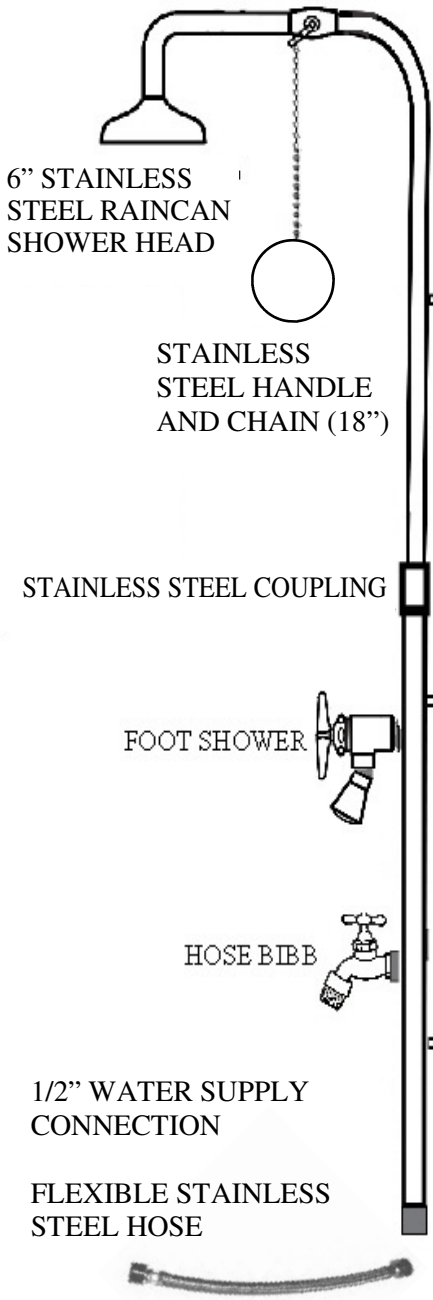
Dallas, Georgia

www.outdoorshowerco.com—1-866-shower1

Manufacturers of Quality Stainless Steel Showers



UPGRADE TO ONE OF OUR LUXURIOUS SHOWER HEADS SHOWN THROUGHOUT OUR CATALOG.



3 STAINLESS STEEL WALL BRACKETS
VERTICALLY ADJUSTABLE WITH SET SCREW



PULL CHAIN SHOWERS AVAILABLE WITH OR WITHOUT ACCESSORIES:

PM-250-PCV—NO ACCESSORIES

PM-500-PCV—HOSE BIBB

PM-750-PCV—HOSE BIBB, FOOT SHOWER


PM-750-PCV-LSHB—FOOT SHOWER

NOT AVAILABLE WITH METERED PUSH VALVES.
ALL VALVE HANDLES ARE MANUAL TURN.

STAINLESS STEEL SUPPORT
BRACKETS POSITIONED
ABOVE OR BELOW SHOWER
HEAD ARM

WMPC-150-12

12" STAINLESS STEEL ARM
6" STAINLESS SHOWER HEAD



WARRANTY / RETURN POLICY MAINTENANCE



All items manufactured by Outdoor Shower Company, LLC are manufactured in Dallas, Georgia, and we guarantee 100% customer satisfaction. Only the finest stainless steel materials are used. Each piece is individually crafted and is electro-polished, which smooths, polishes, and deburrs the product surface, making it easier to clean and resistant to contamination.

Stainless steel materials come with a ten (10) year limited warranty against defect and workmanship. All accessories not manufactured by Outdoor Shower Company are covered by warranty for a period of two (2) year from the receipt by the original purchaser. This warranty will become void if merchandise is damaged, improperly maintained or installed, or modified without the authorization from our licensed distributor.

The warranties include replacement or repair of defective parts and an unconditional guarantee against manufacturing defects. The company will replace or repair at its option any equipment manufactured or supplied as part of our merchandise found to be defective if the conditions are met. Any shipping fees associated with the return or replacement of merchandise covered by this warranty will be incurred by Outdoor Shower Company. **We reserve the right to determine if damage to a unit or any parts is the direct cause of not complying with manufacturer's guidelines. Special Order non-stock items are NOT returnable.**

WARNING: FREEZE DAMAGE is NOT covered by the warranty.

It is very important to winterize outdoor showers. Just like water faucets and hose bibbs, they are susceptible to freeze damage. The unit(s) must be drained in freezing conditions. In extremely cold temperatures it is advisable to remove faucets and hose bibbs and store them during winter months.

Although care was taken in the design and manufacture of your new outdoor shower to ensure it's safe operation, we accept no responsibility for the improper use or installation of equipment, as it is no longer in our control. Buyers have the right of inspection, approval, and acceptance within thirty days of arrival.

We will not be responsible for transportation or labor for items returned for repair or replacement of parts where the merchandise was not properly installed or maintained. An authorized distributor must request a Return Authorization Form from the Outdoor Shower Company and submit it before the return can be approved. A 10% re-stock fee and the cost of shipping will be withheld on returns.

Our Customer Service Department is available for ordering replacement parts or if it should become necessary for you to return your shower unit. We can also repair or replace damaged parts for a minimal fee. E-mail us at info@outdoorshowerco.com or call **678-363-3939** or **1-866-SHOWER1** for return authorization and instructions. Additional information is available at www.outdoorshowerco.com.

CAUTION: Where outdoor temperatures reach more than 90 degrees use caution to prevent burns to skin from scalding water. When a shower unit is connected to an exposed water hose, it is recommended that a light colored hose be used in order to reduce solar gain and keep water temperature inside the hose near the ambient temperature. Water is stored in the body of the shower unit when not in use, and although the patented satin finish on our stainless steel components has minimal solar gain, in warm climates water temperatures inside the hose or shower unit can reach more than 110° which can result in minor burns to delicate skin tissue.

HOT & COLD SHOWER UNITS: Some states require Pressure Balancing Valves for hot & cold valves. These are available through any plumbing supply company and can be added to the water supply lines feeding into the shower valve. When hot water is used for bathing it is always recommended that the temperature on the water heater be set at 110° or less in order to prevent the risks of minor burns from scalding water.

The Outdoor Shower Company. does not accept responsibility for bodily injury caused from improper use of its equipment or failure to use caution when operating the shower unit(s). It is recommended that the shower unit(s) be turned on for 30 seconds before contact with water spray in order to avoid accidental scalding and ensure safe use of this product.

Stainless steel does not "rust" as you think of regular steel rusting with a red oxide on the surface that flakes off. If you see red rust it is probably because the product was contaminated, steel or iron scratched the surface, and particles became embedded in the surface. These particles are much less corrosion resistant than the stainless steel and rust, making it appear that the stainless steel is rusting. Stainless steel should never be cleaned with steel wool or an abrasive cleaner. Brillo and S.O.S. pads are made of steel wire. Iron particles from these pads will contaminate the surface. NEVER use an iron-based product on stainless steel. Damp steel or cast iron can be left behind causing the stainless steel to stain (rust). In most cases, light staining can be removed with a fine abrasive cleaner, scouring powder, or non-metallic abrasive scouring pad such as a Scotch Brite® pad. Apply the cleaning product in the same direction as the polish to minimize damage. Stainless Steel cleaner is suggested and can be purchased at most home improvement stores. WD-40 is also an excellent cleaner and polisher of stainless steel. If there are obvious polishing lines rub in the same direction as the grain of the steel to minimize surface finish damage.